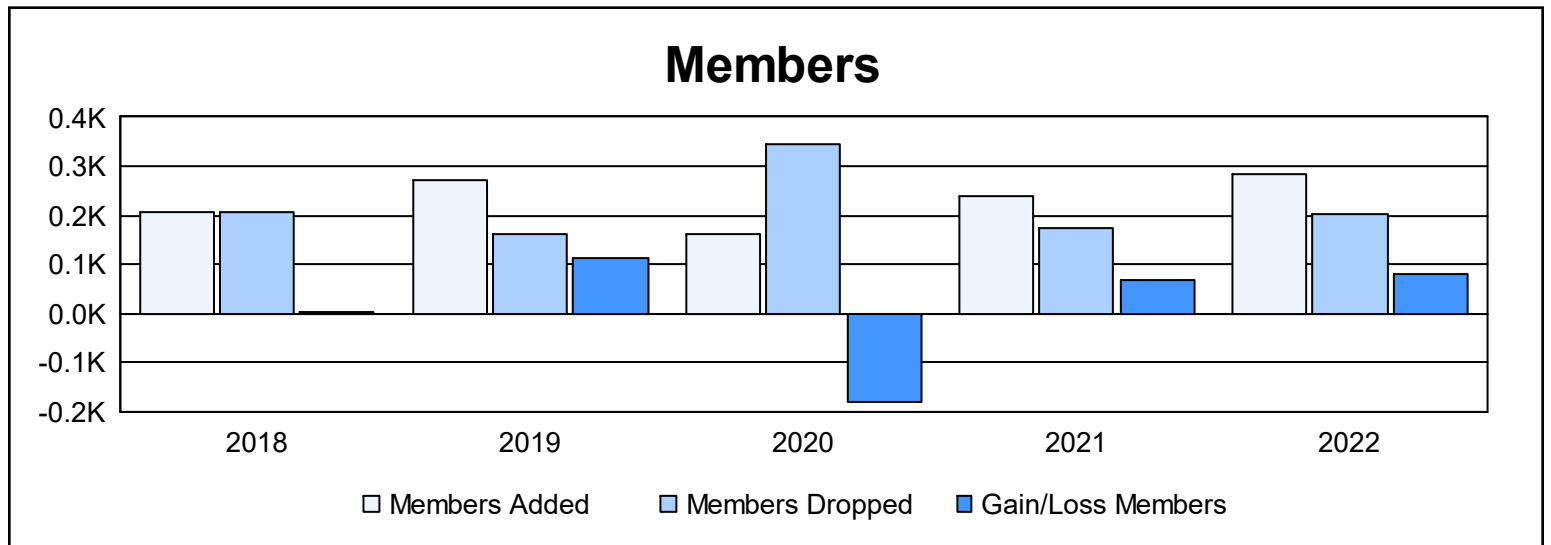
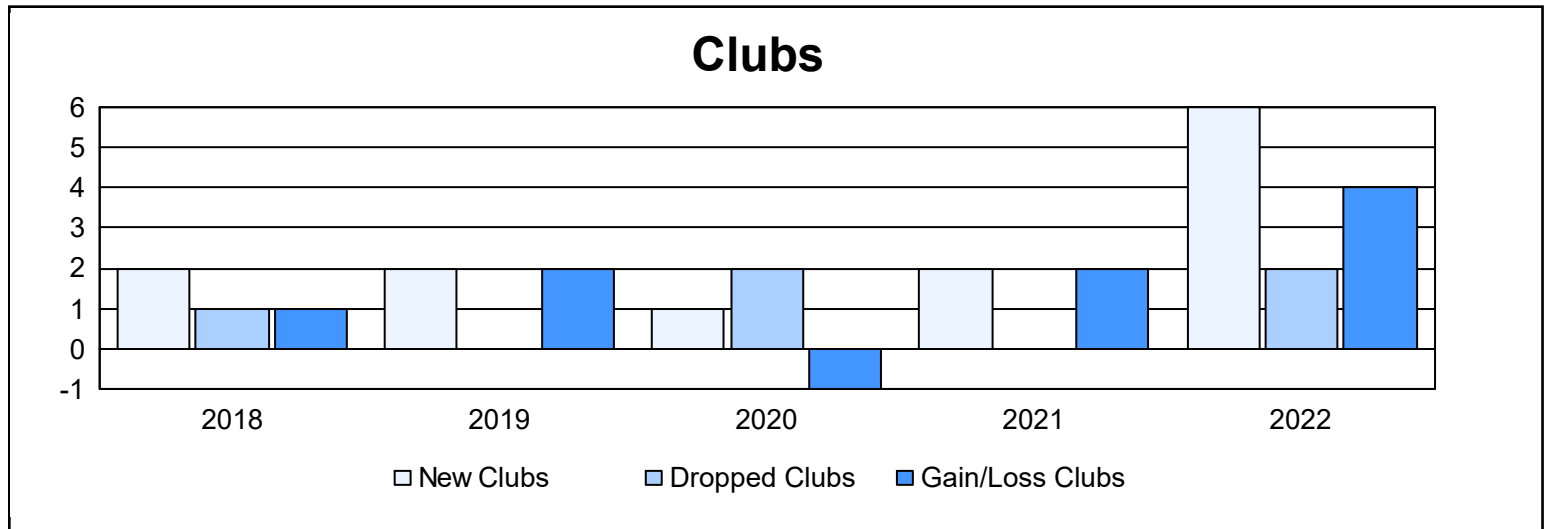
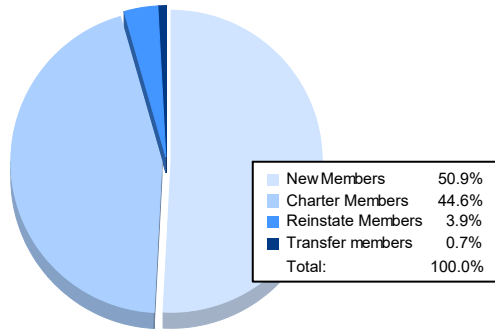


Year	New Clubs	Dropped Clubs	Gain/ Loss Clubs	New Members	Charter Members	Reinstate Members	Transfer Members	Total Member Added	Total Members Dropped	Gain/ Loss Members
2017-2018	2	1	1	122	74	4	7	207	206	1
2018-2019	2	0	2	197	62	5	7	271	160	111
2019-2020	1	2	-1	83	28	42	9	162	343	-181
2020-2021	2	0	2	168	53	18	2	241	175	66
2021-2022	6	2	4	145	127	11	2	285	204	81
<b>Average</b>	<b>3</b>	<b>1</b>	<b>2</b>	<b>143</b>	<b>69</b>	<b>16</b>	<b>5</b>	<b>233</b>	<b>218</b>	<b>16</b>



### Membership Composition June 2022 Cumulative



### Gender Composition June 2022 Cumulative

